



## Revit MEP 2013

### 1. Introduction to Revit MEP


- Building Information Modeling (BIM) with Revit MEP
- Overview of the Revit MEP Interface
- Opening a Revit MEP Project
- Viewing Commands

### 2. Basic Drawing and Editing Tools

- General drawing tools
- Editing Revit elements
- Basic modifying tools
- Additional editing tools

### 3. Starting Revit MEP Projects

- Starting Revit projects
- Linking Revit models
- Copying and monitoring linked files
- Setting up levels



### 4. Views

- Duplicating views
- Adding callout views
- Setting the view display
- Creating elevations
- Creating sections
- Working with ceilings

### 5. Autodesk Revit MEP Systems


- About Revit MEP Systems
- Working with Components
- Creating Systems - Overview
- System Graphics
- Connecting Components
- Analyzing Systems

### 6. Spaces and Zones

- Creating spaces
- Creating zones
- Creating color schemes

### 7. HVAC Systems

- About HVAC systems
- Adding terminals and mechanical equipment
- Adding ductwork
- Creating duct systems
- Automatic ductwork layouts
- 

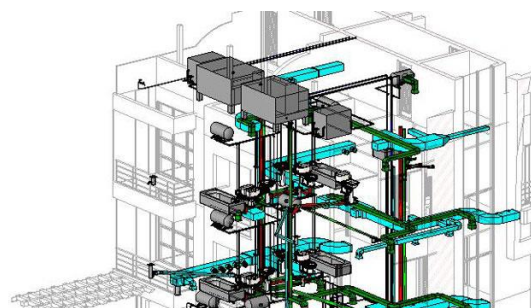


ADVANCE CAD CENTRE

#### Application / Users

- Arch KPO
- BPCL
- Leighton
- Shell
- Aker Solutions
- L&T IES
- Neilsoft
- Atkins Global

Learn With Live Industrial Pr





## 8. Hydronic Piping Systems

- About hydronic piping systems
- Adding mechanical equipment
- Drawing piping
- Creating hydronic systems
- Automatic piping layouts
- Analyzing piping systems
- Fire protection systems

## 9. Plumbing Systems

- About plumbing systems
- Adding plumbing fixtures
- Drawing piping for plumbing systems
- Working with plumbing systems

## 10. Electrical Systems

- About electrical systems
- Placing electrical components
- Creating electrical circuits
- Cable trays and conduit
- Electrical panel schedules

## 11. Construction Documents

- Setting up sheets
- Placing and modifying views on sheets
- Printing sheets

## 12. Annotating Construction Documents

- Working with dimensions
- Working with text
- Adding detail lines and symbols
- Creating legends

## 13. Tags and Schedules

- Adding tags
- Working with schedules
- Creating schedules

## 14. Detailing in Revit MEP

- Setting up detail views
- Creating details
- Annotating details
- Patterning

ADVANCE CAD CENTRE

### Application / Users

- Arch KPO
- BPCL
- Leighton
- Shell
- Aker Solutions
- L&T IES
- Neilsoft
- Atkins Global



Learn With Live Industrial Project work

DURATION : 2 Months